
THE ACK LESSON

Lois Letchford

lois@loislethford.com | loislethford.com

INSIDE YOU'LL FIND:

An exciting way to create active
and engaged learners on their
way to become skilled readers.

INSTRUCTIONS

1. Read the ACK words (page 1) with your student.
2. Print and cut out the word puzzles along the lines. Mix up the pieces and join the correct ones together. Read the words out loud.
3. Read the questions (page 2) out loud and respond appropriately.
4. Read Shel Silverstein's "Complaining Jack" (page 4) together. Identify rhyming words. Identify who's talking.
5. Rewrite your own version of the poem "Complaining Jack" (page 5) by removing the pronouns and using correct proper nouns.
6. Make your own Jack-In-The-Box with its props. Cut out the box template (page 6) and the pictures (page 7) and put them in the box. Reread the poem.



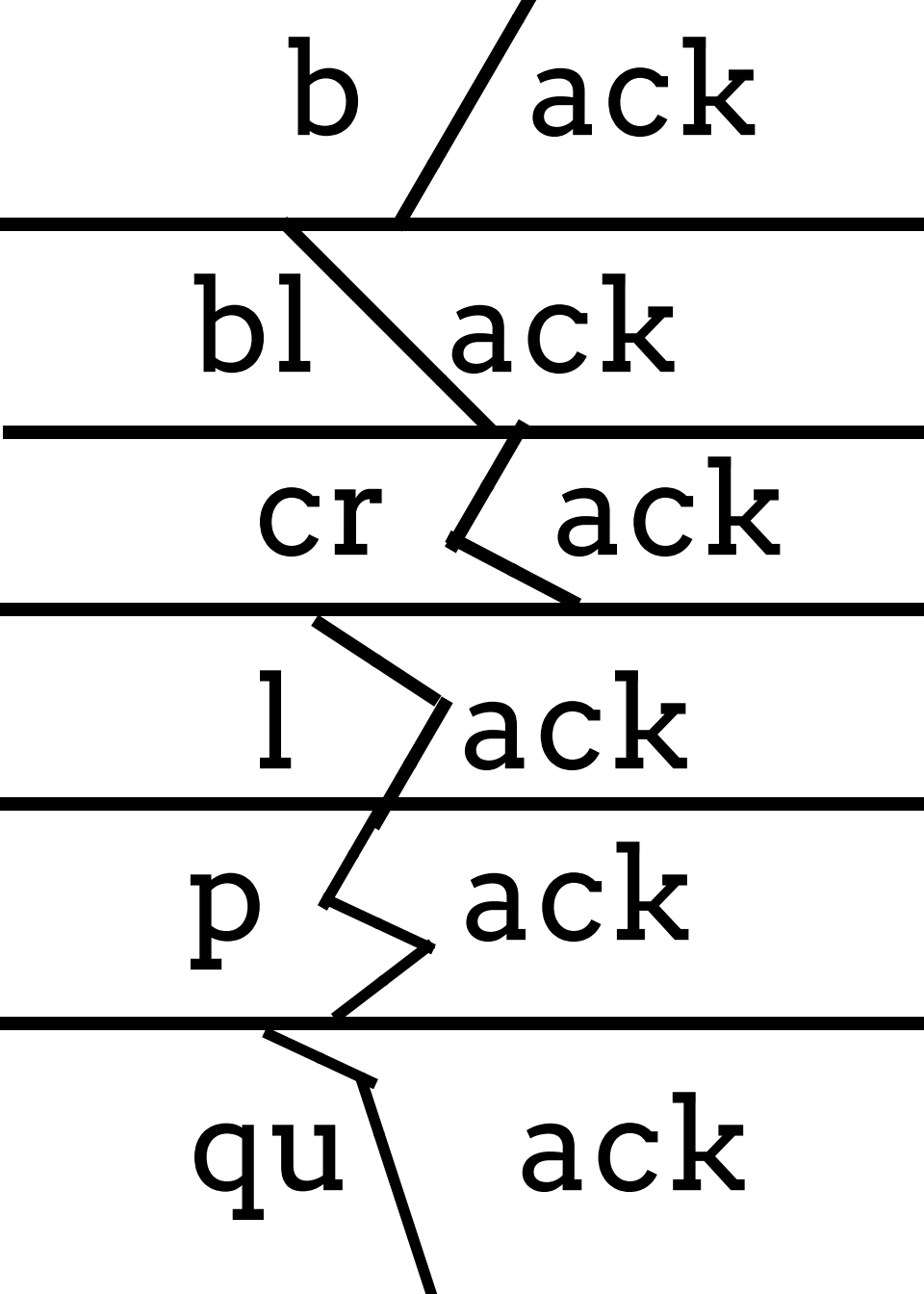
ACK Words

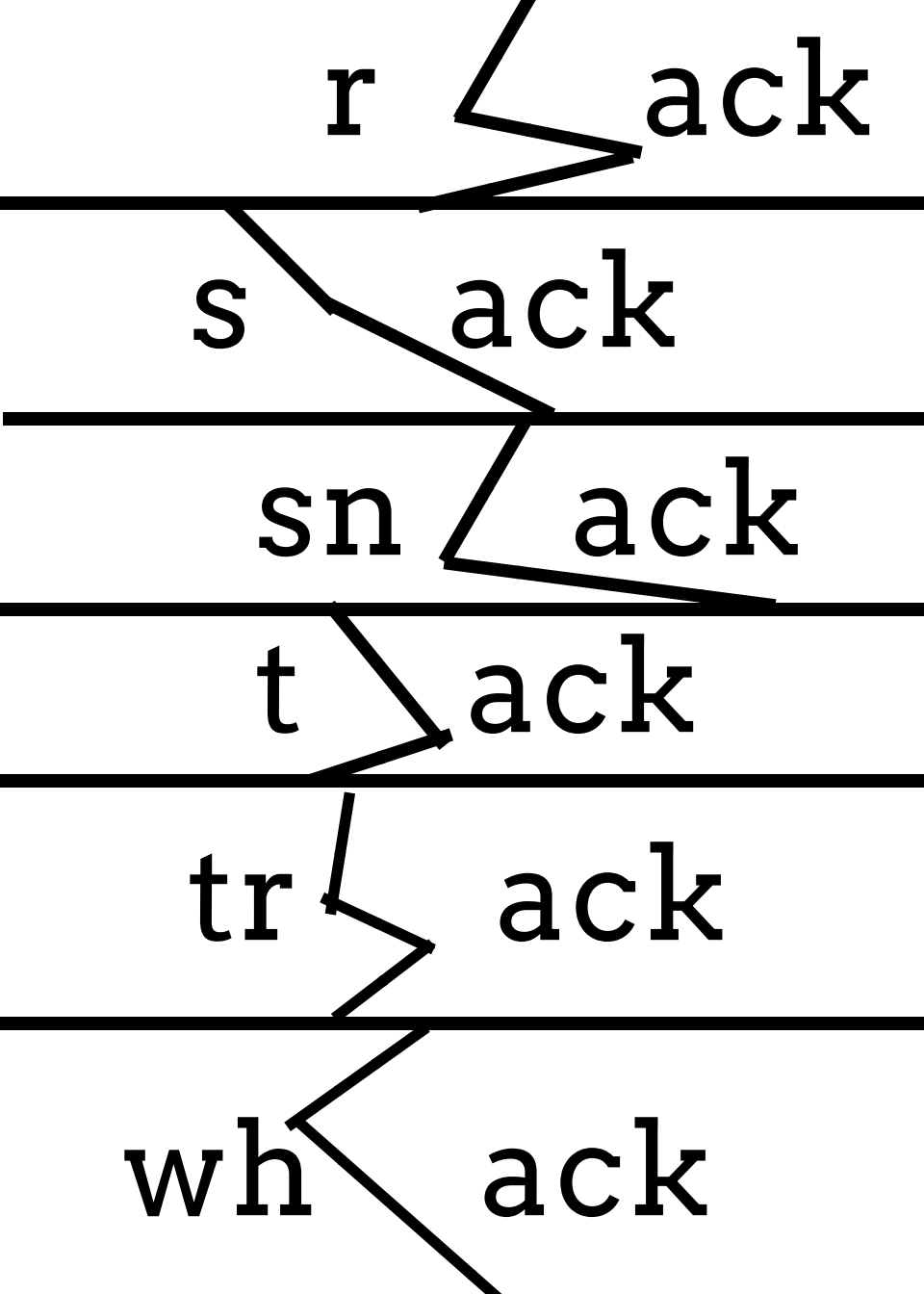
back black crack

lack pack quack

rack sack snack

tack track whack





1. Do you have a black backpack?
2. What color is your backpack?
3. Hang your backpack on the back of your chair.
4. What do you pack in your backpack? Your lunch? Your homework folder? A snack?
5. Find three books. Stack them on the table in front of you.
6. Look at the picture of animal tracks (page 3). Do you know any of these animal tracks?
7. Let's go outside and make a track. How many different types of tracks can you make?
8. What animal says *Quack, Quack*?
9. Is it time to eat a snack? What is your favorite snack?
10. Do you have a coat? Does it hang on a rack?
11. Do you like to eat crackers?
12. Does your teacher use thumbtacks?
13. Do you know someone named Zack?

Tracks of North American Wildlife



Caribou



Black Bear



Beaver



Bobcat



Gray Wolf



Muskrat



River Otter



Bighorn Sheep



Porcupine



Mountain Lion



Striped Skunk




Badger



Coyote



Raccoon



Gray Squirrel



Grizzly Bear



Opossum



Bison



Fisher



Wolverine



Deer



Gray Fox



Elk

"Complaining Jack"

by Shel Silverstein

This morning, my old Jack-in-the-box,
Popped out and wouldn't get back in the box.
He cried, "Hey, there's a tack in my box,
And it's cutting me through and through.
"There also is a crack-in the-box,
And I never find a snack-in-the-box,
And sometimes I hear a quack-in-the-box,
'Cause a duck lives in here too."
Complain, complain was all he did—
I finally had to close the lid.

Rewrite the poem "Complaining Jack" by removing the pronouns and using correct proper nouns. Create your own "Jack-in-the-box" with all the items mentioned in the poem.

This morning, my old Jack-in-the-box,
Popped out and _____ (who?) wouldn't get back in the box.
_____ (who?) cried, "Hey, there's a tack in my box,
And it's cutting _____ (who?) through and through.
"There also is a crack-in the-box,
And _____ (who?) never find a snack-in-the-box,
And sometimes _____ (who?) hear a
quack-in-the-box,
'Cause a duck lives in here too."
Complain, complain was all _____ (who?)
did—_____ (who?) finally had to close the lid.

Create Your Own Jack-In-The-Box!

Instructions:

1. Cut out the cube template and make a box. Make sure to score the folding lines for an easier fold.
2. Find images online of the tack, snack, duck, and jester head.
3. Make an accordion for the Jack-In-the-Box. Cut out two half-inch-wide strips of a piece of paper the length of the entire paper. Place two ends together at 90-degrees and fold strip over the other until both papers are folded into a square accordion.
4. Tape jester head to the top end. Tape bottom end of accordion into the bottom of the box.
5. Find the "complaints" (duck, etc.) together.
6. Enjoy reading the poem together with the box.

Cube Pattern

Cut on solid lines - Fold on dashed lines

